

June 2014



Das Auto.

Caravelle



STAND OUT AND MAKE A STATEMENT.

The **Caravelle** is a unique vehicle that opens up a world of endless possibilities and moves the virtues of space and flexibility into another dimension. Few vehicles are able to challenge the high levels of practicality and luxury it offers. Seating up to seven, the Caravelle features a clever floor-mounted rail system that enables seats to be easily removed or repositioned, offering literally dozens of interior combinations. Even when carrying seven passengers, the Caravelle's large rear luggage space, featuring numerous storage trays, bins and compartments, ensures all passengers travel in comfort with ample room to relax. When choosing a Caravelle, you choose a vehicle that's as equally at home carrying a large family as it is carrying clients to an airport. It's designed to make a statement and stand out from the crowd, but above all, it's a vehicle to use and enjoy.

- 04 Safety systems
- 06 Engines and gearboxes
- 07 BlueMotion Technology
- 08 4MOTION all-wheel drive
- 10 Interior comfort and flexibility
- 12 Caravelle SE
- 14 Caravelle Executive
- 16 Caravelle Business
- 18 Standard equipment
- 20 Paint and upholstery
- 22 Alloy wheels, audio and communications
- 23 Dimensions and weights
- 24 Engines and gearbox data
- 25 Economy and performance
- 26 Service and warranties



STANDARD SEATING FOR SEVEN ON CARAVELLE SE.



SHORT WHEELBASE



LONG WHEELBASE

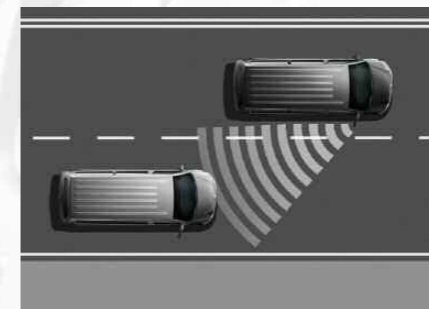
YOUR SAFETY IS OUR PRIORITY.

Your safety is a vital factor, so we ensure that a long list of safety and security features are built-in to every vehicle we produce. Almost every part of the vehicle's design contributes to safety. Occupants are securely enclosed within a rigid safety cell with crumple zones to absorb crash energy, while the chassis and suspension are designed for excellent directional stability and handling. Features such as Anti-lock Braking System (ABS), Electronic Brakeforce Distribution (EBD/EBV), Electronic Stabilisation Programme (ESP) and driver and passenger front, side and curtain airbags are fitted as standard. When you need added grip, our optional 4MOTION all-wheel drive system helps to maintain traction in poor driving conditions or when driving off-road.

For extra security and protection, the Caravelle features an anti-theft alarm system, cornering lights and four ISOFIX child seat mountings in the rear passenger area as standard. Optional features such as parking sensors, reversing camera, Bi-xenon headlights and Lane Change Assist all offer additional peace-of-mind.



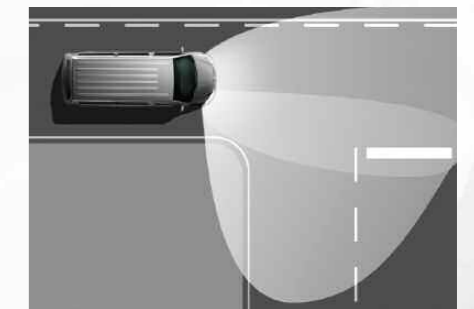
- 01** When the vehicle weight is transferred to the front wheels during braking, the **Electronic Brakeforce Distribution (EBD/EBV)** prevents lockup of the rear wheels, which are under less load. This helps your vehicle brake safely in a straight line.
- 02** The **seatbelt warning** reminds the driver that their seatbelt is not fastened. An audiovisual signal is used to request that the seatbelt is fastened before you start driving.
- 03** The **Electronic Stabilisation Programme (ESP)** prevents the vehicle from swerving in critical driving conditions by controlled and targeted intervention in the brake and engine management. Thus, the vehicle achieves maximum directional stability.
- 04** The **tyre pressure monitoring** display activates a warning signal to highlight significant changes in tyre pressure. This lets the driver know that the tyre pressure should be checked as soon as possible.
- 05** The **Anti-lock Braking System (ABS)** prevents wheels from locking up and therefore significantly improves the manoeuvrability of the vehicle under heavy braking.
- 06** The **Brake Assist** system recognises the speed at which the brake pedal is actuated. In the case of reflex or emergency braking, the system applies full brake pressure more rapidly to achieve the shortest possible stopping distance.



Lane Change Assist^{1,2} has radar sensors to help monitor traffic. When you change lanes, the system warns you via flashing lights in the exterior mirrors if another vehicle is identified within the blind spot.



The **reversing camera**¹ gives you an optimised view of the area behind your vehicle. Coloured lines on the display of the optional RNS 315 or RNS 510 satellite navigation systems indicate a safe route for parking.



Cornering lights, integrated into the front fog lights, help to illuminate curves and bends in the road ahead. This allows you to anticipate possible risks sooner, helping you to arrive at your destination safely.

¹ Lane Change Assist and reversing camera are available as optional extras.

² Lane Change Assist requires electric folding door mirrors to be fitted and includes rain sensor with auto-dimming rear-view mirror, cruise control and trip computer.

SMOOTH PROGRESS.

Our renowned TDI engines have long been setting the standards in diesel technology – and with rising fuel costs, we've also been working hard to lower fuel consumption, while reducing CO₂ emissions. The Caravelle range reflects this with a choice of two powerful 2.0 litre common-rail diesel engines, both complying with Euro 5 emission limits and equipped with diesel particulate filters as standard.

While the 140PS diesel engine uses TDI technology, the 180PS diesel engine features BiTurbo (BiTDI) technology for the ultimate diesel experience. On the Caravelle SE and Executive, there's a choice of both 140PS or 180PS diesel engines, while the top-of-the-range Caravelle Business comes with the 180PS diesel engine as standard. And when mated to a choice of 6-speed manual or 7-speed dual clutch direct shift (DSG) gearboxes, you'll discover that whichever engine you choose, it will carry you to your destination swiftly and smoothly.

2.0 LITRE 103kW (140PS) TDI ENGINE.¹

Thanks to a remarkable 340Nm maximum torque, the 140PS TDI diesel engine is a pleasure to drive. CO₂ emissions and fuel consumption have been significantly reduced for the sake of the environment and your pocket. This engine is available with a 6-speed manual gearbox or our innovative 7-speed dual clutch direct shift gearbox (DSG).

2.0 LITRE 132kW (180PS) BiTDI ENGINE.¹

As the most powerful engine in the range, the amazing 180PS BiTDI diesel engine features BiTurbo (BiTDI) technology and produces an incredible 400Nm maximum torque. This results in a driving experience that's second to none. Available with a 6-speed manual gearbox or 7-speed dual clutch direct shift gearbox (DSG), while 4MOTION can also be specified.



DUAL CLUTCH DIRECT SHIFT GEARBOX (DSG).

Our 7-speed, dual clutch direct shift gearbox (DSG) can be used as a fully automatic gearbox, or as a responsive quick-shift manual. The innovative dual clutch system not only facilitates an instant gear change, but can also benefit fuel consumption, whilst also helping to maintain swift and smooth progress.



BLUEMOTION TECHNOLOGY.

BlueMotion Technology (BMT) is included on all Caravelle SE and Executive models as standard. It consists of four key elements, namely **cruise control**, **low rolling resistance tyres**, **regenerative braking** and **Start/Stop**, which when added together, contribute to significant improvements in fuel consumption and CO₂ emissions. This not only benefits your pocket, but also the environment.

FOUR KEY ELEMENTS.

1. CRUISE CONTROL.

By driving at a constant speed, cruise control saves fuel which would normally be wasted by fluctuations in speed. This lowers CO₂ emissions with the benefit of increasing driver comfort.

2. LOW ROLLING RESISTANCE TYRES.

These don't need to work as hard to get your Caravelle moving (and keep it rolling) which is especially useful when travelling fully loaded. This reduces engine work, saves fuel and lowers CO₂ emissions.

3. REGENERATIVE BRAKING.

When you brake, the energy recuperation system uses momentum to turn the alternator and charge the battery. A well charged battery results in the engine doing less work, which in-turn saves fuel and lowers CO₂ emissions.

4. START/STOP.

Allows you to save fuel by automatically turning the engine off when you stop and engage neutral. As soon as you depress the clutch, the engine starts up again. A simple, but highly effective system.

¹ Please refer to page 25 for information about fuel consumption and CO₂ emissions.

4MOTION. GET THERE SAFELY.

4MOTION

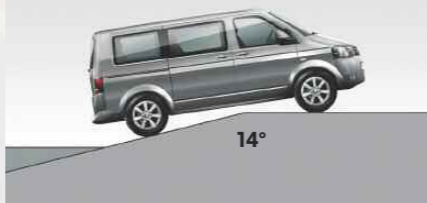
The Caravelle's innovative 4MOTION all-wheel drive system enables sure-footed progress when you encounter rain, snow, mud or gravel. It's designed to maintain traction while offering improved road holding and increased safety in poor surface conditions. Available on short wheelbase models that use the 180PS diesel engine, 4MOTION reacts to even the slightest wheel slip and distributes power and drive to the wheels with the most grip. All this happens in milliseconds, through control units that are linked to the vehicle's dynamic sensors, engine management system and gearbox. For added safety, 4MOTION is compatible with Anti-lock Braking System (ABS), Electronic Brakeforce Distribution (EBD/EBV) and Electronic Stabilisation Programme (ESP).



WADING DEPTH.¹



RAMP ANGLE.²



APPROACH AND DEPARTURE ANGLES.²



HILL CLIMBING ABILITY.³



¹ Measured with standard equipment, a full load and maximum 18mph.
² Measured with standard equipment and a full load.
³ Measured with a 180PS BiTDI engine and a vehicle weight of 3.0t.



FLEXIBILITY ON THE MOVE.

The Caravelle's beautifully engineered floor-mounted rail system sits at the heart of its stylish interior. It allows rear seats and the multi-functional table (which folds, swivels and adjusts for height), to be located securely in numerous configurations. If required, seating can be removed to create a cavernous load area. Both single first row seats feature folding and swivelling mechanisms, integrated three-point inertia-reel seatbelts, adjustable head restraints, ISOFIX child seat mountings and storage drawers, while the three-seat rear bench offers similar levels of comfort and practicality and includes two further ISOFIX mountings. Even when carrying seven, the Caravelle's rear luggage space, together with numerous storage compartments, ensures there's ample room for everything you need.

TRAVEL IN STYLE.

Without doubt, the Caravelle's interior styling, ergonomic layout, dynamic driving characteristics and extensive specification make it a top performer in its own right. Take driver and front passenger comfort for instance. The ergonomic seats feature lumbar support, height, reach and rake adjustment and twin armrests as standard. A leather steering wheel is standard across the range and adjusts for reach and rake, while the leather gearknob is dashboard mounted for maximum convenience. For entertainment the Caravelle is fitted with an RCD 310 radio with single MP3 compatible CD player and AUX-IN socket, while for comfort and convenience, cruise control, Climatic air conditioning, electric front windows, electrically heated and adjustable door mirrors and remote central locking all add to the sense of luxury.

Main image features optional equipment.



- 01 RCD 310 radio and climatic air conditioning help create a relaxed environment.
- 02 Optional dual clutch direct shift gearbox (DSG).
- 03 Cruise control maintains a constant speed at the touch of a button.

- 04 Innovative floor-mounted rail system.
- 05 Seating and multi-function table removed to create a cavernous load area.
- 06 Three-seat rear bench in forward position.
- 07 Numerous storage solutions, including drawers under first row single seats.

CARAVELLE SE.

The **Caravelle SE** incorporates the same practicality, versatility and high levels of desirability found in every Caravelle. It's robust enough for a wide range of uses and cosets passengers in a shell that's as safe as it is luxurious. To increase passenger comfort and pleasure, features such as deluxe headlining with ventilation strips and integrated swivelling reading lights, heat insulating glass and roller blinds for the rear side windows, help to create the right atmosphere. Combine this with twin power latching side sliding doors, plush Cheyenne cloth upholstery, front fog lights with cornering function, body-coloured bumpers, door mirrors and handles and a stylish gloss black grille with chrome trim and you'll discover the SE is as desirable as it is practical.



Main image features optional equipment.



- 01 Sunblinds for side windows in passenger compartment.
- 02 Luggage compartment light for ease of loading.
- 03 Fully trimmed luxury interior with side and front curtain airbags.

- 04 17" x 7J Thunder alloy wheels fitted with 235/55 R17 tyres (180PS and long wheelbase models).
- 05 12v sockets and load-lashing rings conveniently located throughout passenger and load area.
- 06 Handy storage bins located to either side of three-seat rear bench.

CARAVELLE EXECUTIVE.

When your emphasis is on luxury and style, the **Caravelle Executive** is the answer. On top of the comprehensive features found in the SE, you'll find additions that transform the Executive into a highly desirable vehicle for the discerning. From the moment you enter through its twin electric side sliding doors and stainless steel door steps, the quality is evident with sumptuous Alcantara® leather upholstery, heated front seats, Climatronic 3-zone automatic air conditioning and an upgraded premium dashboard. Add to this a power latching tailgate, privacy glass, chrome exterior detailing and stylish 17" Cascavel alloy wheels and the Executive's exterior becomes more than a match for its opulent interior.



01



02



03

Main image features optional equipment.



04



05



06

- 01 17" x 7J Cascavel alloy wheels fitted with 235/55 R17 low rolling resistance tyres.
- 02 Optional headlight washer system with washer fluid level indicator and heated front washer jets.
- 03 Folding centre armrest in three-seater rear bench.

- 04 Optional sleep pack – includes window blinds, bed covering, storage under the three-seat bench, mini flashlight and waste bin.
- 05 Automatically dimming rear-view mirror with rain sensor.
- 06 Privacy glass in rear passenger area with optional sliding windows on side sliding doors.

WELCOME TO BUSINESS CLASS.

Offering unprecedented levels of luxury, the **Caravelle Business** delivers a travelling experience that's second-to-none. Benefitting from standard high-end features such as Nappa leather upholstery, a leather multi-function steering wheel with radio controls, a programmable parking heater with remote control and Bi-xenon headlights, its crowning glory is a two-seat rear console that includes heated seats with full electric adjustment and an integrated refrigerator. And when it comes to technology, the Caravelle Business hits the target here too, with a top-of-the-range RNS 510 DAB+ radio with satellite navigation, Bluetooth® premium, providing mobile phone support with voice control, Wi-Fi wireless internet access, enabling you to browse online or keep in-touch with the office and a reversing camera with front and rear parking sensors. As the perfect finishing touch, there's also Burr-walnut decorative inlays throughout the passenger area. Above all, the Business is designed to move passenger transport to another level.



01



02



03



04



05



06

- 01 RNS 510 satellite navigation with 6.5" touch-screen colour display, DAB+ and AUX-IN socket.
- 02 Eight speakers designed to deliver the perfect audio experience.
- 03 Bi-xenon headlights with LED daytime running lights – includes headlight washer system with washer fluid level indicator and heated front washer jets.

- 04 Optional dual clutch direct shift gearbox (DSG) for swift and smooth progress.
- 05 Bluetooth® premium providing mobile phone support with voice control.
- 06 Luxury two-seat rear seating console – includes heated seats, full electric seat adjustment and integrated refrigerator.

CARAVELLE SE STANDARD EQUIPMENT.

AUDIO AND COMMUNICATIONS.

RCD 310 radio with single MP3 compatible CD player, AUX-IN socket and eight speakers.

INTERIOR – FRONT AREA.

Carpet floor covering.
Cheyenne cloth upholstery.
Climatic semi-automatic air conditioning with second heater in rear passenger compartment.
Cruise control.
Digital clock.
Dimmable dashboard illumination.
Driver and front passenger seats with lumbar, height, reach and rake adjustments and armrests.
Electric front windows.
Gearshift indicator.
Grab handle on 'A' pillars for driver and front passenger.
Interior light.
Leather steering wheel, gearknob and gaiter.
Lockable glove compartment.
Storage net on lower dash passenger side.
Trip computer with multi-function 'Plus' display
Vanity mirror with sliding cover and storage pocket on driver and front passenger sun visors.
12v sockets, three.

INTERIOR – REAR PASSENGER AREA.

Carpet floor covering.
Cheyenne cloth upholstery.
Deluxe headlining in rear passenger compartment with two ventilation strips and integrated swivelling reading lights.
Luggage compartment cover (only available with three-seat rear bench, deleted with optional sleep pack)
Multi-functional table.
Rail system for various seat and table configurations.
Step illumination with Caravelle logo.
Sunblinds for side windows in passenger compartment.
Three-seat rear bench with ISOFIX child seat mounting points on outer two seats.
Two longitudinally adjustable, swivelling and removable seats in first rear row with ISOFIX child seat mounting points.

EXTERIOR.

Body-coloured door mirrors and handles.
Body-coloured front and rear bumpers.
Electrically heated and adjustable door mirrors.
Galvanised steel body.
Gas struts for bonnet and tailgate.
Front fog lights with cornering function.
Halogen main headlights with range control and daytime running lights.
Heat insulating glass.
High-gloss black grille with chrome trim.
Power latching side sliding doors.
Tailgate with heated rear window and wash-wipe.
80 litre lockable fuel tank.

SAFETY AND SECURITY.

Airbags – driver and front passenger (with passenger deactivation), side and front curtain.
Anti-lock Braking System (ABS).
Anti-theft alarm system and immobiliser – Thatcham Category 1 alarm system with tow-away protection.
Brake Assist.
Electronic Brakeforce Distribution (EBD).
Electronic Differential Lock (EDL).
Electronic Stabilisation Programme (ESP).
First aid kit and warning triangle.
Height-adjustable head restraints.
Reach and rake adjustable steering column.
Hill Hold Assist.
Remote central locking with interior locking switch with two remote folding keys.
Traction Control System (TCS).
Tyre pressure monitoring.

WHEELS AND TYRES.

WHEELS
16" x 6.5J Colmar alloy wheels fitted with 215/65 R16 tyres (140PS short wheelbase models).
17" x 7J Thunder alloy wheels fitted with 235/55 R17 tyres (180PS and long wheelbase models).
Full size steel spare wheel.
Tool kit and jack.

CARAVELLE EXECUTIVE EQUIPMENT IN ADDITION TO SE.

INTERIOR – CAB AREA.

Alcantara® leather upholstery.
Automatically dimming rear-view mirror with rain sensor.
Climatronic 3-zone automatic air conditioning for driver, front passenger and rear passenger compartment.
Heated driver and front passenger seats.
Premium dashboard including colour display.

INTERIOR – PASSENGER AREA.

Alcantara® leather upholstery.
Folding centre armrest in three-seat rear bench.

EXTERIOR.

Chrome detailing on sides, tailgate, fog lights and lower front grille.
Electric, driver and passenger side sliding doors.
Heated front washer jets with washer fluid level indicator.
Power latching tailgate with heated window and wash-wipe.
Privacy glass in rear passenger compartment.
Stainless steel door steps and tailgate load sill.

WHEELS AND TYRES.

17" x 7J Cascavel, Silver alloy wheels fitted with 235/55 R17 low rolling resistance tyres.

CARAVELLE BUSINESS EQUIPMENT IN ADDITION TO EXECUTIVE.

AUDIO AND COMMUNICATIONS.

RNS 510 satellite navigation with 6.5" touch-screen colour display with CD/DVD drive, 30GB hard drive for music and mapping data storage. Includes voice control, DAB+, AUX-IN socket, SD card slot, Western European mapping data DVD and eight speakers.
Bluetooth® premium providing mobile phone support with voice control.
Leather multi-function steering wheel with radio controls.

INTERIOR – CAB AREA.

Nappa leather upholstery.
Parking heater – programmable with remote control.
Wi-Fi wireless internet access.

INTERIOR – PASSENGER AREA.

Burr-walnut decorative inlays in rear passenger compartment.
Luxury two-seat rear console (replaces three-seat rear bench).
Includes heated seats, full electric seat adjustment and integrated refrigerator.
Nappa leather upholstery.
Second battery with cut-off relay.
Smoking pack.

EXTERIOR.

Automatic headlight activation with 'leaving/coming home' function.
Bi-xenon headlights with LED daytime running lights – includes headlight washer system with washer fluid level indicator and heated front washer jets.
Darkened rear light cluster.
Electrically folding door mirrors.
Laminated windscreen for improved noise suppression.

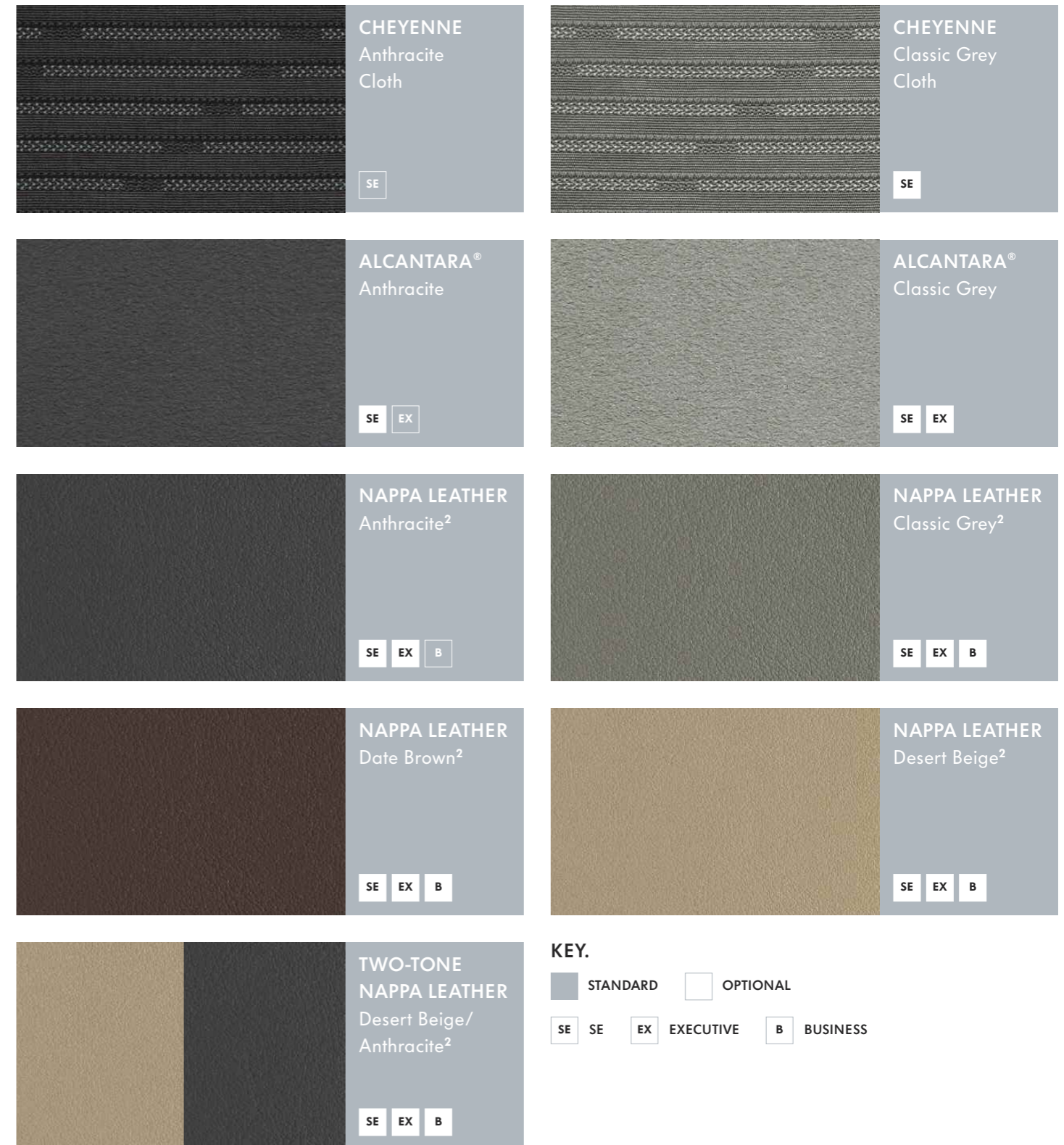
SAFETY AND SECURITY.

Airbags – curtain for rear passenger compartment.
Lane Change Assist – monitors vehicles in the driver's blind spot and provides a warning with a visual signal in either the left or right door mirror. Includes rain sensor with auto-dimming rear-view mirror and cruise control.
Reversing camera with front and rear parking sensors.

PAINT FINISHES.



UPHOLSTERY.



KEY.



¹ Metallic and pearl effect finishes are available at extra cost.

² Seat material in contact with driver and passengers is leather, all other areas are leatherette.

Please note: Not all paint and upholstery combinations can be ordered together and in some instances certain combinations may incur extra cost.

Print processes do not allow exact reproduction of paint and upholstery colours.

ALLOY WHEELS, AUDIO AND COMMUNICATIONS.



16" COLMAR
6.5J x 16 alloys with
215/65 R16 tyres.
Standard on SE 140PS.



16" MIYATO
6.5J x 16 alloys with
215/65 R16 tyres.



17" THUNDER
7J x 17 alloys with
235/55 R17 tyres.
Standard on SE 180PS
and LWB models.



**17" CASCAVEL
SILVER**
7J x 17 alloys with
235/55 R17 tyres.
Standard on Executive
and Business.



**17" CASCAVEL
ANTHRACITE/
SILVER**
7J x 17 alloys with
235/55 R17 tyres.



**17" CASCAVEL
BLACK/SILVER**
7J x 17 alloys with
235/55 R17 tyres.



17" TIMARU
7J x 17 alloys with
235/55 R17 tyres.



18" CANBERRA
8J x 18 alloys with
255/45 R18 tyres.



18" TOLUCA
8J x 18 alloys with
255/45 R18 tyres.



RCD 310
FM/AM radio.
Single CD player.
MP3-file compatible.
AUX-IN socket.
Available with DAB+.



RNS 510
6.5" colour touch-screen.
Voice control.
30GB hard drive.
FM/AM radio with RDS.
Single CD/DVD drive.
AUX-IN and SD card slot.
Western European data.
Available with DAB+.



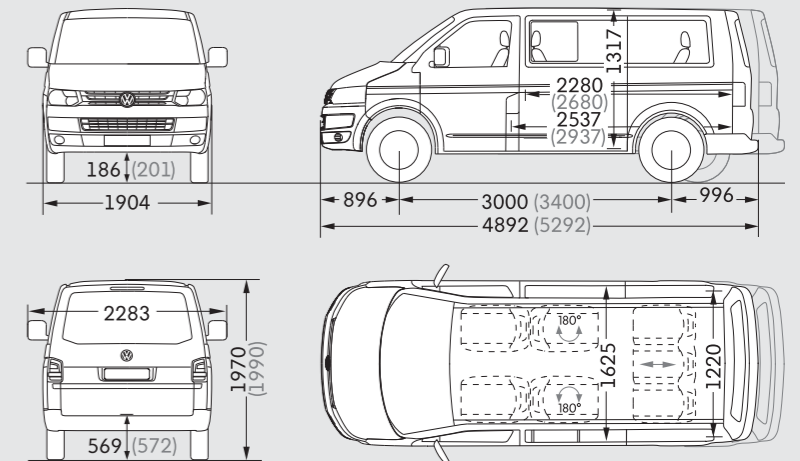
RNS 315
5" colour touch-screen.
6GB flash memory.
FM/AM radio with RDS.
Single CD player.
AUX-IN and SD card slot.
Western European data.

CARAVELLE DIMENSIONS AND WEIGHTS.

SHORT AND LONG WHEELBASE.

		SWB	LWB
Wheelbase		3,000	3,400
Passenger compartment	length	2,537	2,937
	width	1,625	1,625
	width between wheel arches	1,220	1,220
	height	1,317	1,317
	floor area	4.3m ²	5.0m ²
Side sliding door	width	1,010	1,010
	height	1,253	1,253
Rear tailgate	width	1,446	1,446
	height	1,262	1,262
Turning circle (wall to wall)		11.9m	13.2m

Dimension figures shown in brackets refer to Caravelle SE LWB.



Engine/transmission

CARAVELLE SE SHORT WHEELBASE.

Engine/transmission	Gross vehicle weight kg	Axle load limit front/rear kg	Trailer weight braked 12%/unbraked kg	Gross train weight kg	Unladen weight ¹ kg	Payload ² kg
2.0TDI 140PS BMT	3,000	1,550 / 1,575	2,500 / 750	5,200	2,296	704
2.0TDI 140PS DSG BMT	3,000	1,550 / 1,575	2,500 / 750	5,300	2,312	688
2.0BiTDI 180PS BMT	3,000	1,550 / 1,575	2,500 / 750	5,200	2,322	678
2.0BiTDI 180PS DSG BMT	3,000	1,550 / 1,575	2,500 / 750	5,300	2,339	661
2.0BiTDI 180PS 4MOTION BMT	3,080	1,600 / 1,575	2,500 / 750	5,300	2,443	637
2.0BiTDI 180PS DSG 4MOTION BMT	3,080	1,600 / 1,575	2,500 / 750	5,300	2,461	619

CARAVELLE SE LONG WHEELBASE.

2.0TDI 140PS BMT	3,080	1,600 / 1,600	2,500 / 750	5,200	2,375	705
2.0TDI 140PS DSG BMT	3,080	1,600 / 1,600	2,500 / 750	5,300	2,391	689
2.0BiTDI 180PS BMT	3,080	1,600 / 1,600	2,500 / 750	5,200	2,386	694
2.0BiTDI 180PS DSG BMT	3,080	1,600 / 1,600	2,500 / 750	5,300	2,402	678

CARAVELLE EXECUTIVE SHORT WHEELBASE.

2.0TDI 140PS BMT	3,000	1,550 / 1,575	2,500 / 750	5,200	2,329	671
2.0TDI 140PS DSG BMT	3,000	1,550 / 1,575	2,500 / 750	5,300	2,341	659
2.0BiTDI 180PS BMT	3,000	1,550 / 1,575	2,500 / 750	5,200	2,354	646
2.0BiTDI 180PS DSG BMT	3,000	1,550 / 1,575	2,500 / 750	5,300	2,366	634
2.0BiTDI 180PS 4MOTION BMT	3,080	1,600 / 1,575	2,500 / 750	5,300	2,475	605
2.0BiTDI 180PS DSG 4MOTION BMT	3,080	1,600 / 1,575	2,500 / 750	5,300	2,488	592

CARAVELLE BUSINESS SHORT WHEELBASE.

2.0BiTDI 180PS DSG	3,000	1,550 / 1,575	2,500 / 750	5,300	2,450	550
2.0BiTDI 180PS DSG 4MOTION	3,080	1,600 / 1,575	2,500 / 750	5,300	2,572	508

¹ Unladen weight figures are calculated with 100% fuel load and no driver.

² Payload = gross vehicle weight - unladen weight. Weights are for vehicles with standard specification.

The addition of factory options or Volkswagen Van Centre fitted accessories may affect unladen weight and payload. Roof load limit 100kg (with two roof carriers) or 150kg (with at least four roof carriers). Trailer nose weight 100kg.

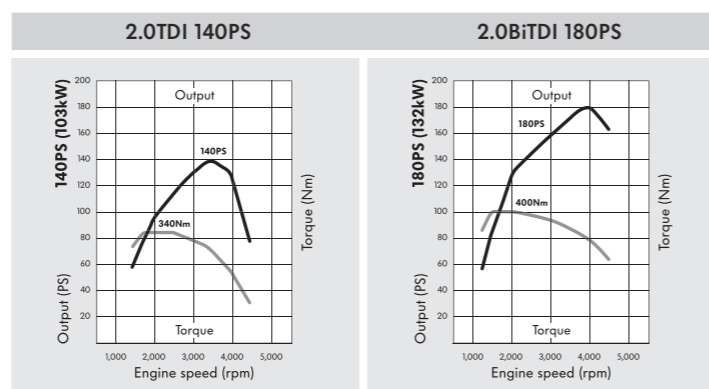
Please note: Vehicle drawings are not to scale. All dimensions in millimeters (mm), unless otherwise stated. The height measurements listed may vary by ± 50mm depending on model and equipment fitted.



ENGINE AND GEARBOX DATA.

ENGINE SPECIFICATIONS.	2.0TDI 140PS	2.0BiTDI 180PS
Engine type	Diesel, transverse, water-cooled, in-line, variable turbine geometry turbocharger with intercooler	Diesel, transverse, water-cooled, in-line, bi-turbo with intercooler
Mixture preparation/injection method	Common-rail, direct injection	
EU exhaust emission standard	EURO 5	
Number of cylinders	4	
Cubic capacity	1,968cc	
Output, PS at rpm	140 at 3,500	180 at 4,000
Torque, max. Nm at rpm	340 at 1,750-2,500	400 at 1,500-2,000
Diesel Particulate Filter (DPF)	●	●
6-speed manual gearbox	●	●
7-speed dual clutch gearbox (DSG)	○	○
Front-wheel drive	●	●
4MOTION all-wheel drive	-	○
BlueMotion Technology	●	●
Battery	61Ah (330A)	

- Standard
- Available
- Not available



FUEL CONSUMPTION, PERFORMANCE AND EMISSIONS.

Engine/transmission	Urban mpg (ltr/100km) ²	Extra-urban mpg (ltr/100km) ²	Combined mpg (ltr/100km) ²	Acceleration 0-62 mph seconds	Top speed (where law permits) mph	CO ₂ emissions g/km ²
CARAVELLE SE SHORT WHEELBASE.						
2.0TDI 140PS BMT	31.0 (9.1)	46.3 (6.1)	39.2 (7.2)	14.2	107	189
2.0TDI 140PS DSG BMT	29.7 (9.5)	42.2 (6.7)	36.7 (7.7)	14.7	107	203
2.0BiTDI 180PS BMT	31.7 (8.9)	44.1 (6.4)	38.7 (7.3)	11.4	119	192
2.0BiTDI 180PS DSG BMT	32.1 (8.8)	40.9 (6.9)	37.2 (7.6)	11.3	119	199
2.0BiTDI 180PS 4MOTION BMT	29.4 (9.6)	40.9 (6.9)	35.8 (7.8)	11.8	117	208
2.0BiTDI 180PS DSG 4MOTION BMT	29.1 (9.7)	37.7 (7.5)	34.0 (8.3)	12.1	117	219
CARAVELLE SE LONG WHEELBASE.						
2.0TDI 140PS BMT	31.0 (9.1)	46.3 (6.1)	39.2 (7.2)	14.2	107	189
2.0TDI 140PS DSG BMT	29.7 (9.5)	42.2 (6.7)	36.7 (7.7)	14.7	107	203
2.0BiTDI 180PS BMT	31.7 (8.9)	44.1 (6.4)	38.7 (7.3)	11.4	119	192
2.0BiTDI 180PS DSG BMT	32.1 (8.8)	40.9 (6.9)	37.2 (7.6)	11.3	119	199
CARAVELLE EXECUTIVE SHORT WHEELBASE.						
2.0TDI 140PS BMT	31.0 (9.1)	46.3 (6.1)	39.2 (7.2)	14.2	107	189
2.0TDI 140PS DSG BMT	29.7 (9.5)	42.2 (6.7)	36.7 (7.7)	14.7	107	203
2.0BiTDI 180PS BMT	31.7 (8.9)	44.1 (6.4)	38.7 (7.3)	11.4	119	192
2.0BiTDI 180PS DSG BMT	32.1 (8.8)	40.9 (6.9)	37.2 (7.6)	11.3	119	199
2.0BiTDI 180PS 4MOTION BMT	29.4 (9.6)	40.9 (6.9)	35.8 (7.8)	11.8	117	208
2.0BiTDI 180PS DSG 4MOTION BMT	29.1 (9.7)	37.7 (7.5)	34.0 (8.3)	12.1	117	219
CARAVELLE BUSINESS SHORT WHEELBASE.						
2.0BiTDI 180PS	27.7 (10.2)	40.9 (6.9)	34.9 (8.1)	11.3	119	214
2.0BiTDI 180PS DSG	25.4 (11.1)	37.7 (7.5)	32.1 (8.8)	12.1	117	232

² The fuel consumption and emission values listed here have been ascertained in accordance with the legally stipulated measuring method. These figures do not refer to a particular specific vehicle and do not constitute part of the offer but are purely for comparison purposes between the various types of vehicle. In addition to the fuel efficiency of a vehicle, driving behaviour as well as other non-technical factors (such as environmental conditions) play a role in determining a vehicle's fuel consumption and CO₂ emissions. In addition to weather and traffic conditions, extra equipment and accessories (attachment parts, tyres, etc.) may change vehicle parameters such as the weight, rolling resistance of the tyres and the aerodynamics and thus influence the fuel consumption and driving performance values.

SERVICE AND WARRANTIES.

FINANCE AND INSURANCE.

When it comes to paying for your vehicle, we've got options including Contract Hire and Finance Lease, or Hire Purchase. We can also offer you competitive insurance.

A CHOICE OF PACKAGES.

Whether you prefer to lease your vehicles, with none of the concerns of ownership and the freedom to change models easily, or purchase outright to own the vehicle, we're here to help you make the best decision.

You can go flexible, by choosing a payment plan that suits your finances, with options to reduce your monthly costs and your repayment period. Or choose a fixed monthly price that allows you to budget confidently for the longer term.

You can even include your road tax and servicing costs to arrive at one simple, all-inclusive payment. For more information, pick up a finance brochure, or ask at your Van Centre.

VOLKSWAGEN INSURANCE.

Volkswagen Commercial Vehicles Insurance provides cost-effective and comprehensive motor insurance, as well as gap insurance, which helps replace your vehicle and protect you from any financial shortfall if it's written off.

INSURANCE BENEFITS INCLUDE:

- Free seven-day cover to allow you to drive your vehicle away.
- All repairs performed by approved repairers.
- Volkswagen Genuine Parts[®] used on all repairs.
- Courtesy vehicle provided during repair following an accident.
- Cover for breakage and damage to glass.
- Tools-in-transit cover (up to £1,000).
- In-vehicle personal belongings cover (up to £500).
- Vehicle recovery.
- 60-day European Union cover.
- Legal expenses cover (up to £100,000).

For more information about motor and gap insurance products, ask at your Van Centre, call **0800 316 7896**, or visit insurewithvwcv.co.uk.

SERVICING AND SUPPORT.

We're here to keep you moving, with our range of three award-winning¹ servicing and maintenance options, as well as free Roadside Assistance.

PAY MONTHLY.

This option is available for vehicles that are less than 12 months old and have covered less than 10,000 miles. It makes budgeting easier by splitting the cost of servicing into fixed monthly payments – whether you want Service only, Service and Maintenance or Service, Maintenance and Tyres.

PAY UPFRONT.²

If you can pay for more than one service upfront, we'll help by reducing your costs. Buy two upfront and you'll receive one interim and one full service at a discounted rate. Buy four and you'll receive two interim and two full services, with your next MOT also included.

PAY ON DEMAND.

If you're looking for freedom and flexibility with your servicing, it's good to know we're ready when you are. So with our third option, you can choose to pay for your services as and when you need them, with our National Service Pricing. Ask your Van Centre for an up-to-date pricing guide.

ROADSIDE ASSISTANCE.

We understand the need to keep you mobile. That's why all new vehicles come with three-year, unlimited mileage roadside cover. Should the unexpected happen, one call gets you straight through to a team trained to help you through any breakdown or accident. Supporting you every day will be a team of 95 vehicle technicians, fully-trained by Volkswagen and carrying the latest diagnostic equipment, specialist tools and parts.

ASSISTANCE BENEFITS INCLUDE:

- Assistance at home, by the roadside or place of work.
- Recovery to your preferred location.
- Onward travel, for you and your cargo.
- Cover 24 hours a day, 365 days a year.
- Free cover for three years (on new vehicles).
- Unlimited mileage.
- European cover.
- Option to extend cover beyond three years.

WARRANTIES.

You can count on us long after you purchase your Caravelle, thanks to its comprehensive three-year, 100,000 mile warranty. You choose Volkswagen because you depend on your vehicle, year in, year out.

While your Caravelle is under warranty, we'll fix any defect in manufacture or workmanship free of charge, even if you purchase and service the vehicle at different Van Centres.

EXTENDED WARRANTY.

You can also extend your warranty beyond the three-year, 100,000 mile period, choosing either Comprehensive or Major Component cover, as a one-off or monthly payment. For full details of cover levels, along with terms and conditions, please visit volkswagencvwarranty.co.uk where you'll also be able to obtain a quote and purchase an extended warranty.

PAINT AND BODY WARRANTY.

Your Caravelle's exterior paintwork is covered against manufacturing defects for a period of three years, while its body sections and panels are covered against rusting through from the inside for 12 years. Some exclusions apply and the vehicle must be cared for using the guidance in your owner's manual.

PLEASE NOTE: Print processes do not allow exact reproduction of the paint and upholstery colours. Some of the vehicles shown are European specification and may be fitted with optional equipment or accessories that are available at extra cost, or do not reflect current specification. All data and specifications are in accordance with information available at the time of going to print and are subject to change without notice. Vehicles not currently in UK stock and customer order vehicles may take a number of weeks for delivery. Certain combinations of vehicle specifications and factory-fitted extras are not compatible and therefore all orders received are subject to confirmation. Models, factory-fitted options and paint and upholstery options are subject to availability. Please check details and availability with an authorised Volkswagen Van Centre at the time of ordering.

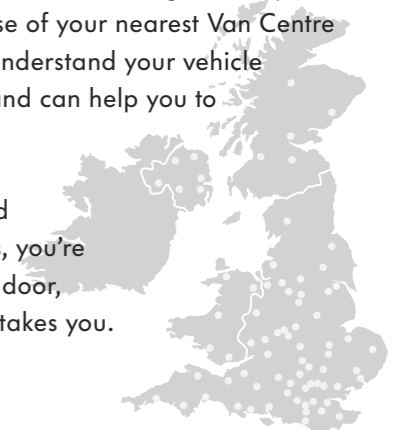
Volkswagen Commercial Vehicle Finance is a trading name of Volkswagen Financial Services (UK) Limited, Brunswick Court, Yeomans Drive, Blakelands, Milton Keynes MK14 5LR. Registered in England number: 2835230. An offer of finance depends on certain conditions. Subject to status, indemnities may be required. Available to over 18s in the UK only. Volkswagen Commercial Vehicle Insurance is a trading name of Volkswagen Insurance Service (Great Britain) Limited, an appointed representative of Volkswagen Financial Services (UK) Limited, registered in England number: 2835230 (registered office: Brunswick Court, Yeomans Drive, Blakelands, Milton Keynes MK14 5LR). Volkswagen Commercial Vehicle Insurance motor insurance is sold, underwritten and administered by Allianz Insurance plc., registered in England number: 84638 (registered office: 57 Ladymead, Guildford, Surrey GU1 1DB). Volkswagen Financial Services (UK) Limited is authorised and regulated by the Financial Conduct Authority. Financial Services Register number: 311988. Allianz Insurance plc is authorised by the Prudential Regulation Authority and regulated by the Financial Conduct Authority and the Prudential Regulation Authority. Financial Services Register number: 121849. Volkswagen Financial Services (UK) Limited and Allianz Insurance plc are not part of the same corporate group.

THE VAN CENTRE NETWORK.



Our **dedicated Van Centre network** is at the core of everything we do and is always there to help. As a separate brand within the Volkswagen Group, it makes sense to make use of your nearest Van Centre – it's full of experts who understand your vehicle better than anyone else and can help you to get the most out of it.

With **69 Van Centres** and **29 Authorised Repairers**, you're only 45 minutes from our door, wherever your Caravelle takes you.



¹ Business Vans Awards 2014: Best Service Package for Van Owners.

² Class 4 MOT only. This option is available to all new and used vehicles up to four years old or with less than 80,000 miles on the clock. Services must be used consecutively prior to vehicle reaching eight years old.

Caravelle

VW MY15 CARAV

This brochure supersedes all previous publications.

Issue: June 2014

www.volkswagen-vans.co.uk