



Innovation
that excites

NISSAN ALL NEW NP300 NAVARA



[Introduction](#) | [Exterior Design](#) | [Versatility](#) | [Colours and Trims](#) | [Technical Specifications](#) | [Price List](#)

[Print](#) | [Close](#)



Tough, agile and stylish, the all new Nissan NP300 NAVARA is the latest in a long line of Nissan pick-ups – we produced our first in 1935. Along the way we pioneered the King Cab in 1977, the innovative C-channel tie-down system in 2005, and now the first use on a one-tonne pick-up of 5 link rear suspension, forward emergency braking and around view monitor. Our proud legacy, shared among **14 MILLION PICK-UP OWNERS** blazing trails in **180 COUNTRIES** continues today. As long as there's adventure on the horizon, Nissan will lead the way.



[Introduction](#) | [Exterior Design](#) | [Versatility](#) | [Colours and Trims](#) | [Technical Specifications](#) | [Price List](#)

[Print](#) | [Close](#)



TOUGH. SMART.

INTRODUCING THE ALL NEW NISSAN NP300 NAVARA. We've always built strong, dependable pick-ups and we've consistently innovated to deliver what you want. The 2.3L dCi engine, in 190HP twin turbo or 160HP single turbo forms and linked to a 2WD or 4WD transmission, delivers the rugged performance and best-in-class fuel economy you demand from a Nissan pick-up. With fuel economy of up to 44.9mpg it takes you on and off road without missing a beat - and with a standard 5 year/100,000 mile warranty, that's a promise you can trust. Experience the excitement of the next generation pick-up - a tough, confident ride in premium comfort.



[Introduction](#) | [Exterior Design](#) | [Versatility](#) | [Colours and Trims](#) | [Technical Specifications](#) | [Price List](#)

[Print](#) | [Close](#)



THE PICK-UP YOU CAN TRUST, RIGHT DOWN TO ITS CORE.

The all new Nissan NP300 NAVARA pick-up has a fully boxed ladder chassis rather than the three-sided channel-section frame found on some other pick-ups. There's also new 5 link rear suspension, unique in the pick-up segment. This gives a better ride and more agile handling, without compromising load-carrying ability.



DEVOURS ROADS.

Outside, it's a pick-up, inside, the all new Nissan NP300 NAVARA is more like a premium crossover. Check out the ergonomic design of the dashboard and the high quality trim materials used. Relax in the astronaut-inspired spinal-support seats, with the dual-zone Automatic Climate Control set just so. Take advantage of the Around View Monitor, making manoeuvring in tight spaces even easier. This pick-up is not only a workhorse - it's your every use, everyday machine.

CLIMB, CRAWL AND POWER YOUR WAY THROUGH.

Whether it's in the depths of the countryside or the concrete jungle, the all new Nissan NP300 NAVARA is always in its element. There are three driving modes – 4WD High for light off-roading, 4WD Low for serious off-road driving in sand, snow or deep mud, or 2WD for when you're on tarmac. With features such as Hill Start Assist and Hill Descent Control, it's the pick-up that's ready for anything, giving great traction even in 2WD mode thanks to its electronic Limited Slip Differential..



LOAD UP OUR MOST VERSATILE PICK-UP BED EVER.

The all new Nissan NP300 NAVARA is engineered to handle tough jobs, carrying heavy payloads of over 1 tonne and towing up to 3500kg. A lighter tailgate makes loading and unloading simple. Ensuring your cargo is secure is easy, too, thanks to Nissan's revolutionary C-channel tie-down system. Moveable cleats can be locked anywhere in special tracks in the floor and on the three sides of the pick-up bed, so you can safely secure any load, of any shape or size.



COLOURS



CAQ
EARTH
BRONZE (M)

EAU
SAVANNAH
YELLOW (M)

QM1
ALABASTER
WHITE (S)

KL0
STARBURST
SILVER (M)


GNO
METALLIC
BLACK (M)

K51
TWILIGHT
GREY (M)

Z10
FLAME
RED (S)

BW9
CAYMAN
BLUE (M)


TRIMS



VISIA & ACENTA
GRAPHITE CLOTH



N-CONNECTA & TEKNA
GRAPHITE CLOTH



TEKNA OPTION
GRAPHITE LEATHER

visit our website at: www.nissan.co.uk

Follow Nissan NP300 NAVARA on:



*Manufacturer warranty 5 years limited to 100,000 miles for the LCV range (to the exception of eNV200: 5 years / 60,000 mile manufacturer warranty for the powertrain, 3 years / 60,000 miles for the rest of the vehicle)

Every effort has been made to ensure that the content of this publication is correct at the time of going to press (October 2015). This brochure has been produced featuring prototype vehicles exhibited at motor shows. In accordance with the company's policy of continuously improving its products, Nissan Europe reserves the right to change at any time the specification and the vehicles described and shown in this publication. Nissan dealers will be informed of any such modifications as quickly as possible. Please check with your local Nissan dealer to receive the most up-to-date information. Because of the limitations of the printing processes used, the colours shown in this brochure may differ slightly from the actual colours of the paint and interior trim materials used. All rights reserved. Reproduction in whole or part of this brochure without the written permission of Nissan Europe is forbidden.

This brochure is made from chlorine free paper – MY16 NEW NP300 NAVARA PL BROCHURE LHD 10/2015 – Printed in EU.
Created by CLM BBDO, France – Tel.: +33 1 41 23 41 23 and produced by eg+ worldwide, France – Tel.: +33 1 49 09 25 35.

Dealer stamp:





Innovation
that excites

ALL NEW NISSAN NP300 NAVARA



STANDARD EQUIPMENT

THE ALL NEW NISSAN NP300 NAVARA raises the bar for style and performance in the pick-up market, combining the best of Nissan's crossover leadership with over 80 years of experience in designing and manufacturing robust and dependable pick-ups. Experience the versatile and efficient next generation Nissan pick-up - tough as always, smarter than ever.

ALL NISSAN NP300 NAVARAS COME WITH:

SAFETY & SECURITY

- ABS & EBD
- Forward Emergency Braking (Double Cab)
- Vehicle Dynamic Control
- Hill Start Assist
- Hill Descent Control (4WD only)
- Daytime running lights with chrome surround
- Driver, passenger, side, curtain and knee airbags
- Passenger airbag cut off switch
- Rear ISOFIX childseat anchorage points (Double Cab)
- 3 adjustable rear head restraints (Double Cab)
- Nissan approved alarm system
- Nissan Anti Theft System immobiliser
- Remote central door locking
- Locking wheel nuts
- Spare wheel lock

AUDIO & NAVIGATION

- Bluetooth® telephone integration
- 4 speakers (King Cab)
- 6 speakers (Double Cab)
- USB port
- AUX socket for MP3 player
- AM/FM/CD audio system

INTERIOR STYLING

- 3x 12V power sockets
- Front Armrest

COMFORT & CONVENIENCE

- 5 link rear suspension (Double Cab)
- Steering wheel mounted audio controls
- Power steering
- Front electric windows
- Rear electric windows (Double Cab)
- LED rear lights
- Trip computer

- Electrically adjustable door mirrors
- Rear ventilation
- 4 way adjustable passenger seat
- Folding Rear Seats (King Cab)
- Leaf spring rear suspension (King Cab)

TECHNOLOGY

- Automatic headlights with Follow Me Home
- Electronic Limited-Slip Differential (eLSD) with cut-off

EXTERIOR STYLING

- Tailgate spoiler
- Load restraint hooks
- Mudguards (front and rear)

VISIA

ENGINE	TRANSMISSION & DRIVETRAIN	CAB
2.3L dCi Single Turbo 160PS	6 Speed Manual 2WD	King Cab
	6 Speed Manual 4WD	King Cab**/Double Cab**

IN ADDITION TO STANDARD EQUIPMENT

EXTERIOR

- 16" Steel wheels
- Guard frame
- Black front bumper (King Cab)
- Body coloured front bumper (Double Cab)
- Black tube rear bumper
- Black front grille
- Black door handles
- Black door mirrors

COMFORT & CONVENIENCE

- Manual air conditioning (4WD only)
- 6 way adjustable drivers seat

TECHNOLOGY

- Rear differential lock
- Cruise control & speed limiter (Double Cab)

SAFETY & SECURITY

- 16" Steel spare wheel

OPTIONS*

- C-Channel moveable tiedown points

INTERIOR

- Cloth seats



Image shown is NP300 NAVARA VISIA King Cab with optional C-Channel tiedown system fitted.
*Options available at additional cost.
**Also built as a chassis version without rear load bed. Built to order.
Contact your local dealership for further information.

ACENTA

ENGINE	TRANSMISSION & DRIVETRAIN	CAB
2.3L dCi Single Turbo 160PS	6 Speed Manual 4WD	King Cab/Double Cab

IN ADDITION TO VISIA

EXTERIOR STYLING

- 16" Alloy wheels
- C-Channel moveable tiedown points
- Chrome door mirrors
- Body coloured front bumper
- Chrome rear step bumper
- Chrome front grille
- Chrome door handles
- Door step lights
- Chrome wheel nuts
- No guard frame

INTERIOR STYLING

- Chrome interior door handles

COMFORT & CONVENIENCE

- 5"HD Full Colour TFT Screen
- Combimeter

TECHNOLOGY

- Nissan Intelligent Key
- Start push button
- Cruise control & speed limiter

OPTIONS*

- Rear differential lock



*Options available at additional cost

ACENTA+

ENGINE	TRANSMISSION & DRIVETRAIN	CAB
2.3L dCi Twin-Turbo 190PS	6 Speed Manual 4WD	Double Cab
	7 Speed Automatic 4WD	

IN ADDITION TO ACENTA

EXTERIOR STYLING

- 18" alloy wheels
- Rear privacy glass
- LED door mirror indicators
- Side steps

SAFETY & SECURITY

- Front fog lights with chrome surround

COMFORT & CONVENIENCE

- Automatic air conditioning with dual zone climate control
- Pollen filter
- Rear colour reversing camera (shown in rear view mirror)
- Heated door mirrors
- Electric folding door mirrors

INTERIOR STYLING

- Leather steering wheel
- Leather gear knob & handbrake

OPTIONS*

- Rear differential lock



*Options available at additional cost



N-CONNECTA

ENGINE	TRANSMISSION & DRIVETRAIN	CAB
2.3L dCi Twin-Turbo 190PS	6 Speed Manual 4WD	Double Cab
	7 Speed Automatic 4WD	

IN ADDITION TO ACENTA+

RADIO & NAVIGATION

- NissanConnect 2.0 7" touch screen satellite navigation and entertainment system with:
 - Digital radio (DAB)
 - Rear colour reversing camera
 - Smartphone App integration
 - Bluetooth® audio streaming
 - Traffic updates
 - Eco driving tracking

OPTIONS*

- Rear differential lock

TEKNA

ENGINE	TRANSMISSION & DRIVETRAIN	CAB
2.3L dCi Twin-Turbo 190PS	6 Speed Manual 4WD	Double Cab
	7 Speed Automatic 4WD	

IN ADDITION TO N-CONNECTA

EXTERIOR STYLING

- Roof rails

COMFORT & CONVENIENCE

- LED headlights
- Pop up headlight washers
- 8 way adjustable drivers seat
- Heated front seats

TECHNOLOGY

- Rear parking sensors

INTERIOR STYLING

- Leather seats**

SAFETY

- LED daytime running lights

RADIO & NAVIGATION

- Around View Monitor

OPTIONS*

- Rear differential lock
- Sunroof



*Options available at additional cost.
**Some parts of leather seats may contain artificial leather.



ALL NEW NISSAN NP300 NAVARA

MODEL	CHASSIS		PICK-UP			PICK-UP		
	KING-CAB	DOUBLE-CAB	KING-CAB		DOUBLE-CAB			
Available grades	VISIA	VISIA	VISIA	VISIA	ACENTA	VISIA	ACENTA	ACENTA+, N-CONNECTA, TEKNA
Engine	YS23 2.3L dCi Single Turbo		YS23 2.3L dCi Single Turbo			YS23 Single Turbo		YS23 Twin-Turbo
Transmission	6-speed manual		6-speed manual			6-speed manual		6-speed manual 7-speed auto
Drivetrain	Part-time 4WD		2WD	Part-time 4WD		Part-time 4WD		
Seating capacity	persons	4	5	4		5		
ENGINE PERFORMANCE								
Max engine power	PS (kW)/rpm	160 (120) @ 3,750		160 (120) @ 3,750		160 (120) @ 3,750		190 (140) @ 3,750
Max engine torque	Nm/rpm	403 @ 1,500-2,500		403 @ 1,500-2,500		403 @ 1,500-2,500		450 @ 1,500-2,500
Emission class		Euro5B+						
ENGINE DESCRIPTION								
No. of cylinders/ configuration		4/in-line						
No. of valves per cylinder/configuration		4/DOHC						
Engine displacement	cc	2,298						
Compression ratio		15.4						
Fuel type		Diesel / Biodiesel (B10 max)						
Fuel supply		Direct injection + Common Rail						
Aftertreatment system		DOC-DPF						
CHASSIS								
Frame type		Ladder type						
Frame suspension		Double wishbone with coil over strut						
Rear suspension		Rigid leaf spring	Rigid leaf spring		Multi-link with coil spring			
Steering system		Rack & Pinion Power Assisted						
Turning circle diameter, curb to curb	m	11.8	11.8	12.4		12.4		
Front brake type		296mm Ventilated Disc						
Rear brake type		295mm Drum						
Wheels size		16 x 6.0J (55)	16 x 6.0J (55)	16 x 7.0J (45)	16 x 6.0J (55)	16 x 7.0J (45)	18 x 7.0J (45)	
Tyre size		205 R16C	205 R16C	255/70 R16	205 R16C	255/70 R16	255/60 R18	
FUEL CONSUMPTION								
Fuel tank capacity	litres	80						
Fuel consumption	Combined (mpg)	**	44.9	44.1	44.1	44.1	40.3	
	Extra-Urban (mpg)	**	47.9	46.3	46.3	47.9	47.1	
	Urban (mpg)	**	40.3	40.3	40.3	38.2	32.5	
CO2 emissions	Combined (g/km)	**	167	169	169	169	183	

*Without driver, with full fuel tank. Will vary with grade-standard equipment and option/accessory equipment.
**Dependent on conversion.

MODEL	CHASSIS		PICK-UP			PICK-UP		
	KING-CAB	DOUBLE-CAB	KING-CAB		DOUBLE-CAB			
Available grades	VISIA	VISIA	VISIA	VISIA	ACENTA	VISIA	ACENTA	ACENTA+, N-CONNECTA, TEKNA
PERFORMANCE								
Max speed	mph	**	107			107	114	112
Acceleration	0-62mph (seconds)	**	11.6	12.0		12.0	10.8	
Max ascending grade	%	Over 30%						
VEHICLE DIMENSIONS								
Overall length	mm	**	5,225			5,300	5,330	
Overall width	without mirrors (mm)	1,790	1,790		1,850	1,850		
	with mirrors (mm)	2,075	2,075			2,075	2,085	
Overall height	mm	1,795	1,810	1,780	1,780-90		1,805-1,840	1,810-1,840
Wheelbase	mm	3,150						
Overhangs	Front (mm)	870						
	Rear (mm)	**	1,205		1,235	1,280	1,310	
Track	Front (mm)	1,550	1,550	1,550-1,570		1,570		
	Rear (mm)	1,550	1,550	1,550-1,570		1,570		
Min. ground clearance	mm	208	215	208-233		219-233		223
Approach angle	°	29.4	29.8	29.4-31.0		30.4		
Departure angle	°	24.8	24.6	24.8-24.4		25.5-25.6		25.6
Breakover angle	°	**	21.4	21.2-22.1		22.1-22.2		22.2
REAR BED DIMENSIONS (interior)								
Length	Top (mm)	N/A	1,750			1,537		
	Floor (mm)	N/A	1,788			1,578		
Width	Maximum (mm)	N/A	1,560			1,560		
	Between wheel arches (mm)	N/A	1,130			1,130		
Tailgate lift height	mm	N/A	474			474		
Bed floor height from ground	mm	N/A	795	800-810		805-815	815	
WEIGHTS & CAPACITIES								
Gross vehicle weight	kg	3,010						
Min kerb weight*	kg	1,807	1,827	1,874	1,956	1,948	1,963	1,958
Max payload*	kg	1,203	1,183	1,136	1,054	1,062	1,047	1,052
Towing capacity	kg	3,500		3,010	3,500	3,500		
Gross train weight	kg	6,000						
Max vertical force on towball	kg	140	120	140		140		
Max roof load	kg	N/A	N/A			56		



PAINT COLOURS

(S) = Solid
(M) = Metallic (cost option)



FLAME RED (S)



ALABASTER WHITE (S)



EARTH BRONZE (M)



STARBURST SILVER (M)



METALLIC BLACK (M)



TWILIGHT GREY (M)



SAVANNAH YELLOW (M)



CAYMAN BLUE (M)


INTERIOR TRIMS



VISIA & ACENTA
GRAPHITE CLOTH



ACENTA+ & N-CONNECTA
PREMIUM GRAPHITE CLOTH



TEKNA
GRAPHITE LEATHER

WHEEL OPTIONS



16" Steel wheels
(VISIA)



16" Alloy wheels
(ACENTA)



18" Alloy wheels
(ACENTA+, N-CONNECTA, TEKNA)



ALL NEW NP300 NAVARA

Engine	Version	Body	Drivetrain	Transmission	Basic	VAT	Total Retail	Retail On The Road	CV On The Road
2.3L dCi 160PS	VISIA	KC	2WD	Manual	£18,095.83	£3,619.17	£21,715.00	£21,995.00	£18,375.83
		KC	4WD	Manual	£18,929.17	£3,785.83	£22,715.00	£22,995.00	£19,209.17
		DC	4WD	Manual	£19,762.50	£3,952.50	£23,715.00	£23,995.00	£20,042.50
	VISIA - CHASSIS	KC	4WD	Manual	£18,629.17	£3,725.83	£22,355.00	£22,635.00	£18,909.17
		DC	4WD	Manual	£19,462.50	£3,892.50	£23,355.00	£23,635.00	£19,742.50
	ACENTA	KC	4WD	Manual	£19,554.17	£3,910.83	£23,465.00	£23,745.00	£19,834.17
DC		4WD	Manual	£20,387.50	£4,077.50	£24,465.00	£24,745.00	£20,667.50	
2.3L dCi 190PS	ACENTA+	DC	4WD	Manual	£21,804.17	£4,360.83	£26,165.00	£26,445.00	£22,084.17
		DC	4WD	Automatic	£23,220.83	£4,644.17	£27,865.00	£28,145.00	£23,500.83
	N-CONNECTA	DC	4WD	Manual	£22,512.50	£4,502.50	£27,015.00	£27,295.00	£22,792.50
		DC	4WD	Automatic	£23,929.17	£4,785.83	£28,715.00	£28,995.00	£24,209.17
	TEKNA	DC	4WD	Manual	£24,012.50	£4,802.50	£28,815.00	£29,095.00	£24,292.50
		DC	4WD	Automatic	£25,429.17	£5,085.83	£30,515.00	£30,795.00	£25,709.17

OPTIONS

	VISIA	ACENTA	ACENTA+	N-CONNECTA	TEKNA	Basic	VAT	Retail	CV
Rear differential lock	●	○	○	○	○	£416.66	£83.34	£500.00	£416.66
C-Channel moveable tie-down system	○	●	●	●	●	£125.00	£25.00	£150.00	£125.00
Sunroof	X	X	X	X	X	£375.00	£75.00	£450.00	£375.00
Metallic paint	○	○	○	○	○	£412.50	£82.50	£495.00	£412.50

Optional - ○ Standard - ● Unavailable - X



The Basic prices excludes VAT but includes delivery to the dealership and number plates. The Retail on the Road price includes VAT, delivery to the dealership, number plates, 12 months Government Vehicle Excise Duty (£225 for Light Commercial Vehicles) and Government First Registration Fee of £55. The CV On The Road price excludes VAT but includes delivery to the dealership, number plates, 12 months Government Vehicle Excise Duty (£225 for Light Commercial Vehicles) and Government First Registration Fee of £55.





Nissan. Innovation that excites.

visit our website at: www.nissan.co.uk/np300navara

Dealer stamp:

Follow Nissan NP300 Navara on:



Every effort has been made to ensure that the content of this publication is correct at the time of going to press (November 2015). This brochure has been produced featuring prototype vehicles exhibited at motor shows. In accordance with the company's policy of continuously improving its products, Nissan International reserves the right to change at any time the specification and the vehicles described and shown in this publication. Nissan dealers will be informed of any such modifications as quickly as possible. Please check with your local Nissan dealer to receive the most up-to-date information. Because of the limitations of the printing processes used, the colours shown in this brochure may differ slightly from the actual colours of the paint and interior trim materials used. All rights reserved. Reproduction in whole or part of this brochure without the written permission of Nissan International is forbidden. Part Number: 99999-54213. Printed in the UK.

